


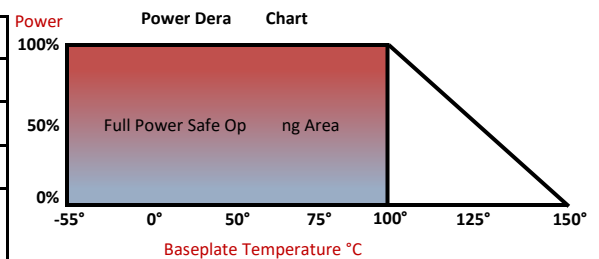
DC - 3.0 GHz. Model: AC40-XX-X



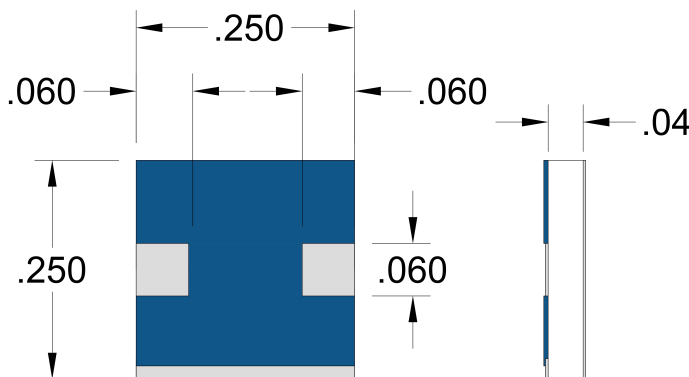
XX= Attenuation values 5 - 30 dB 

HYBR-FILM Chip attenuators are the highest performing RF & Microwave power film resistive products on the market today. Designed to be reflow soldered to a heat-sink or a plated-thru hole printed circuit board, offer the highest power and frequency stability than any other supplier. Power ratings up to 150 watts combined with versatile industry standard configurations allow for easy design-in solutions or replacing older outdated marginal devices that may have degraded or drifted over time. Applications include Medical, Broadcast, Industrial, Commercial Wireless, Military and Space. The **P3** library of designs allows for modifications of standard designs to be made quickly and inexpensively to meet specific requirements with short delivery times. Please contact the factory for any special requirements or frequency ranges.

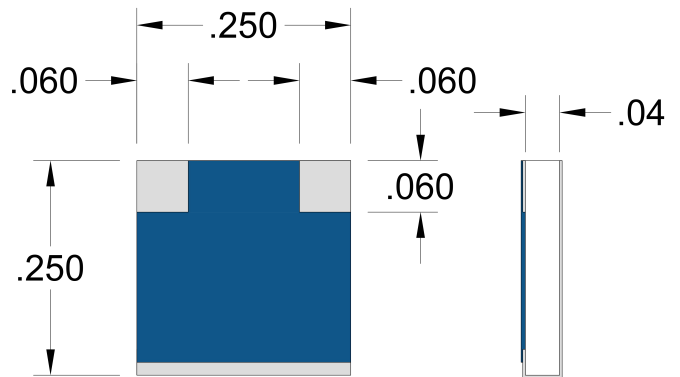
Electrical Performance		Mechanical Specification	
Frequency:	DC - 3.0 GHz.	Resistor Film:	Hybrid Blended Thick Film
Attenuation Value:	See Chart	Chip Material:	99.6% Beryllium Oxide
Input Power:	40 Watts Avg.	Protective Coating:	240 SB Polymer
VSWR Max:	See Chart	I/O Pads/Ground Plane:	Platinum/Silver
Power Rating:	100% @ +100°C	Operating Temp.:	-55°C to +150°C



Outline "A"




Outline "B"



Part Numbering:

AC40 - XX - X
 Series dB Value Outline

**DC - 3.0 GHz.
Model: AC40-XX-X**



Performance & Specification Chart

Custom Values Available Upon Request In 0.1 dB Increments

P3 Part Number	Attenuation (dB)	Frequency (GHz)	VSWR (Typ)	Resistance Ω (A-B)	Resistance Ω (A-C)	Resistance Ω (B-C)	Resistance Tolerance
AC40-1	1 \pm 0.4	DC - 3.0	1.45:1	5.75	436.0	436.0	\pm 5%
AC40-2	2 \pm 0.4	DC - 3.0	1.45:1	11.46	221.0	221.0	\pm 5%
AC40-3	3 \pm 0.4	DC - 3.0	1.35:1	17.0	150.5	150.5	\pm 5%
AC40-4	4 \pm 0.4	DC - 3.0	1.35:1	22.6	116.2	116.2	\pm 5%
AC40-5	5 \pm 0.3	DC - 3.0	1.30:1	28.0	96.2	96.2	\pm 5%
AC40-6	6 \pm 0.3	DC - 3.0	1.25:1	33.2	83.6	83.6	\pm 5%
AC40-7	7 \pm 0.3	DC - 3.0	1.25:1	38.2	75.0	75.0	\pm 5%
AC40-8	8 \pm 0.3	DC - 3.0	1.20:1	43.0	68.8	68.8	\pm 5%
AC40-9	9 \pm 0.3	DC - 3.0	1.20:1	47.6	64.4	64.4	\pm 5%
AC40-10	10 \pm 1.2	DC - 3.0	1.30:1	52.0	61.0	61.0	\pm 5%
AC40-11	11 \pm 1.2	DC - 3.0	1.30:1	56.0	58.6	58.6	\pm 5%
AC40-12	12 \pm 1.2	DC - 3.0	1.30:1	59.8	56.7	56.7	\pm 5%
AC40-13	13 \pm 1.2	DC - 3.0	1.30:1	63.4	55.3	55.3	\pm 5%
AC40-14	14 \pm 1.2	DC - 3.0	1.30:1	66.7	54.0	54.0	\pm 5%
AC40-15	15 \pm 1.2	DC - 3.0	1.25:1	69.8	53.2	53.2	\pm 5%
AC40-16	16 \pm 1.2	DC - 3.0	1.25:1	72.6	52.6	52.6	\pm 5%
AC40-17	17 \pm 1.2	DC - 3.0	1.25:1	75.2	52.0	52.0	\pm 5%
AC40-18	18 \pm 1.2	DC - 3.0	1.25:1	77.6	51.6	51.6	\pm 5%
AC40-19	19 \pm 1.2	DC - 3.0	1.20:1	79.8	51.2	51.2	\pm 5%
AC40-20	20 \pm 0.6	DC - 3.0	1.20:1	81.8	51.0	51.0	\pm 5%
AC40-30	30 \pm 2.0	DC - 3.0	1.20:1	94.0	50.0	50.0	\pm 5%