




DC - 30.0 GHz.

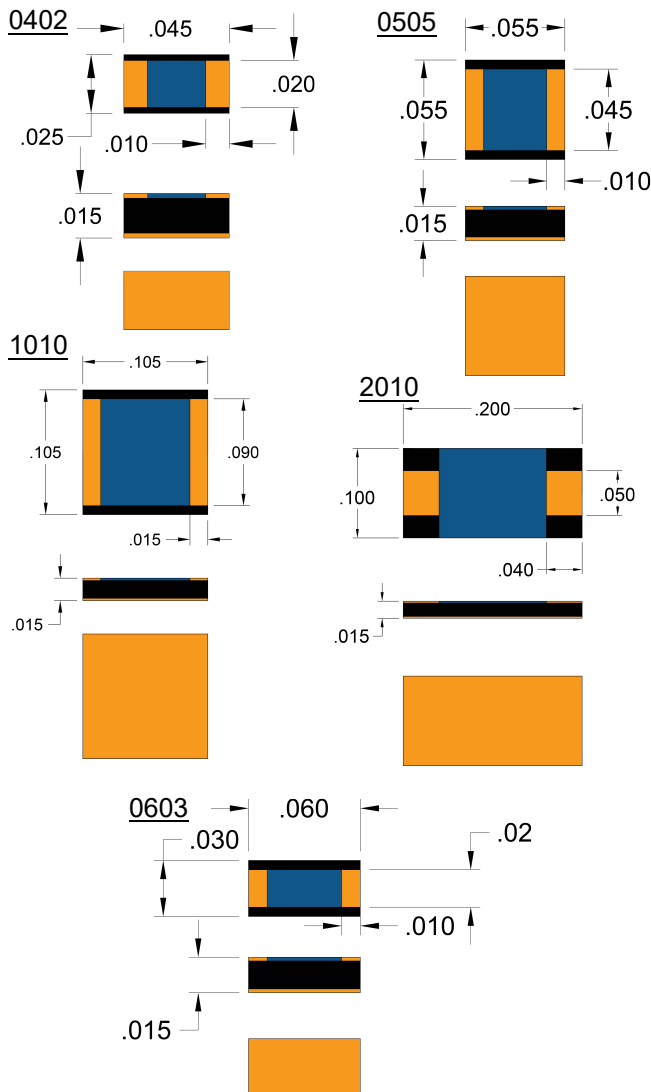
Model: CVDR-XXXX-C-XXX

Chip Configurations

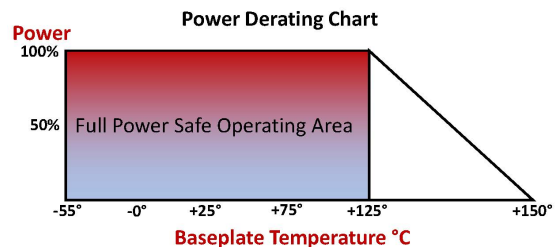
0402, 0505, 0603, 1010, 2010



DIA-FILM Chip resistors are manufactured using CVD Diamond substrate material which has the highest thermal conductivity of any material known to man for use with electronic components. These resistor chips are offered in various standard sizes having the capability of dissipating 20 - 175 watts of CW power and operate from -65° to +150°C. With a low dielectric constant CVD Diamond is an excellent choice for high frequency component design. The resistor structure is all thin-Film utilizing the latest thin-Film processing and pure metals. The resistor material is self-passivating Tantalum/Nitride combined with Titanium/Tungsten, Palladium, Nickel and Gold films which produces these high reliability components. These resistor chips are designed for Gold/Tin, Gold/Germanium and Soft-Solder attachment. Silver epoxy can be used but not recommended for power dissipation over 1 watt. The input/output pads are designed for wire-bonding, ribbon-bonding and soldering tabs or ribbons. They can be delivered in Gel-Pak, Waffle packaging, bulk or tape and reel. Please contact the factory for any special requirements or packaging. Tape and reel is standard. All chips are RoHS compliant and are designed to meet MIL-PRF-55342.



Part Number	Resistance (Ω) ±5%	Frequency Range	Power (Watts)	Capacitance (pF) typ.
CVDR-0402-C-50	50.0	DC - 30 GHz	20	0.09
CVDR-0402-C-100	100.0	DC - 30 GHz	20	0.09
CVDR-0505-C-50	50.0	DC - 18 GHz	50	0.10
CVDR-0505-C-100	100.0	DC - 18 GHz	50	0.10
CVDR-0603-C-50	50.0	DC - 18 GHz	50	0.19
CVDR-0603-C-100	100.0	DC - 18 GHz	50	0.19
CVDR-1010-C-50	50.0	DC - 18 GHz	125	0.30
CVDR-1010-C-100	100.0	DC - 18 GHz	125	0.30
CVDR-2010-C-50	50.0	DC - 16 GHz	175	0.50
CVDR-2010-C-100	100.0	DC - 16 GHz	175	0.50



Part Number Example:

CVD R - XXXX - C - XXX

